



**PORTABLE  
LONG SERVICE  
LEAVE**

## QLeave – Portable Long Service Leave

Community Services Employers and Workers  
August 2023

[www.qleave.qld.gov.au](http://www.qleave.qld.gov.au)

1

1



**QLeave Acknowledges Aboriginal and Torres Strait Islander people as the Traditional Owners of this country throughout Australia, and their connection to land and community. We pay our respect to all Traditional Owners and to their Elders past, present and emerging.**

2

## What is QLeave?

- QLeave was first established in 1992 as portable long service leave (PLSL) for the building and construction industry
- Today we administer PLSL schemes for three industries:
  - Building and construction (since 1992)
  - Contract cleaning industry (since 2005)
  - Community services industry (since 2021)
- Each scheme is governed by separate legislation and three separate boards all who report to the Minister for Education, Minister for Industrial Relations and Minister for Racing

[www.qleave.qld.gov.au](http://www.qleave.qld.gov.au)

3

3

## Scheme snapshot

REGISTERED WORKERS

**97,983**



REGISTERED EMPLOYERS

**1,391**



OVER **\$57.5m**



OF LEVIES COLLECTED IN 2022

TOP **3** WORKER TYPES

1. ALCOHOL & OTHER DRUG SERVICES



2. ACCOMMODATION SUPPORT SERVICES

3. ABORIGINAL & TORRES STRAIT ISLANDER COMMUNITY SERVICES



[www.qleave.qld.gov.au](http://www.qleave.qld.gov.au)

4

4

## Community services scheme



- To register their employees with QLeave, employers must provide community services, whether all or part of its operations
- Once registered, employers must report their worker's ordinary wages each quarter to determine the levy they pay to QLeave
- This levy is 1.35% of worker's ordinary wages
- Levies are collected and invested with the accumulated funds used to pay a worker's long service leave claims
- After seven years service, workers can enjoy 6.1 weeks of paid long service leave **no matter how many employers they've worked for**

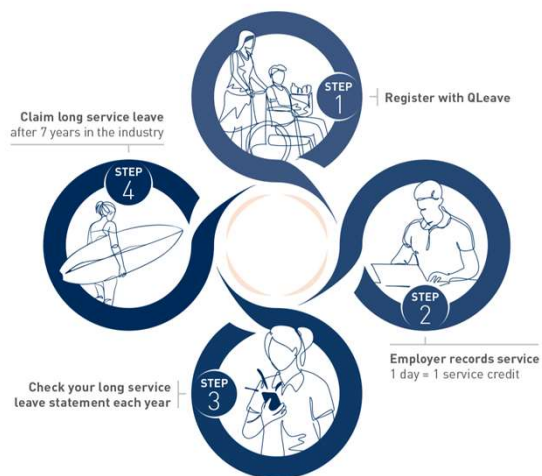
[www.qleave.qld.gov.au](http://www.qleave.qld.gov.au)

5



5

## Workers – how it works



[www.qleave.qld.gov.au](http://www.qleave.qld.gov.au)

6



6

## Online portal

- Login at [www.qleave.qld.gov.au](http://www.qleave.qld.gov.au)
- Both workers and employers can use the online portal to maintain their QLeave registration
- **Employers** – complete your quarterly employer returns, register/terminate workers, update details, claim back long service leave
- **Workers** – check entitlement and service recorded, update details, claim long service leave

[www.qleave.qld.gov.au](http://www.qleave.qld.gov.au)

7

7

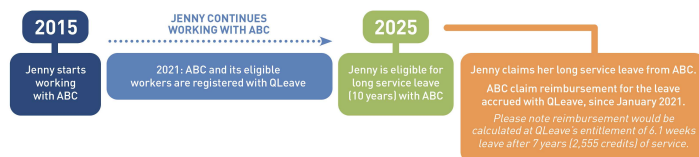
## Scenarios for your workers



### SCENARIO 1

Jenny - a worker who:

- > is employed by ABC before and after the scheme is introduced AND
- > reaches her long service leave entitlement with ABC




[www.qleave.qld.gov.au](http://www.qleave.qld.gov.au)

8

8

## Scenarios for your workers



### SCENARIO 2

Dave - a worker who:

- > is employed with multiple employers before and after the scheme is introduced AND
- > does not reach his long service leave entitlement with a single employer



## Scenarios for your workers



### SCENARIO 3

Sue - a worker who:

- > is employed by DEF before and after the scheme is introduced
- > reaches her long service leave entitlement with DEF
- > has an employment contract with DEF that allows her to take long service leave after 5 years of service



## Scenarios for your workers



### SCENARIO 4

Jo - a worker who:

- > is employed by RST before and after the scheme is introduced AND
- > does not reach her long service leave entitlement with RST



[www.qleave.qld.gov.au](http://www.qleave.qld.gov.au)



11

## Questions

### Contact Us



[www.qleave.qld.gov.au](http://www.qleave.qld.gov.au)



[communityservices@qleave.qld.gov.au](mailto:communityservices@qleave.qld.gov.au)



1300 QLEAVE (1300 753 283)



[www.qleave.qld.gov.au](http://www.qleave.qld.gov.au)

12



12